





EFFICIENTLY USING SHAKESPEARE'S QUIZZES

Here are different recommendations that would help in using Shakespeare's Quizzes efficiently:

1. It is preferable (but not required) to have a reference that contains the essential concepts and rules of English grammar. We suggest our best-seller **EASY ESSENTIAL GRAMMAR**. (See leseditionsshakespeare.com).
2. It is not required to follow the order in which the tests are offered. The choice of the test is up to the user. For instance, one can choose to take test 12 before test 1.
3. Most tests measure more than one grammatical concept. They are constructed to carry an equal number of expected answers. This will determine accurately which concepts have been mastered and which have not.
4. It should be noted that for each test, the user gets two types of results: a result determined by category of concepts, and a final result. It is essential to understand that the results obtained by category of answers are more significant than the overall result, as they give details of what is learned and what is not.
5. The user of Shakespeare quizzes is invited to view the following procedure :
 - Always start by taking version A of the desired test.

IMPORTANT: You must use **capital letters** whenever the answer begins a sentence. In addition, it is essential to **appropriately punctuate the end of the sentence** with a full stop or a question mark. Failure to follow these instructions could lead to wrong answers.

- Review your answers by pressing 
- Observe your results by category.
 - ✓  indicates that the targeted rule or notion has been evaluated successfully as the score is above the given threshold .
 - ✓  indicates that the targeted rule or notion has been evaluated unsuccessfully as the score is below the given threshold .
 - ✓  means RECALL. It is useful when the threshold is not reached as it provides explanations related to the unlearned content.
 - ✓ An unsatisfactory result for test A indicates that form B of the same test must be taken as soon as possible. This should enable greater consolidation of learning.
 - ✓ If desired, form B of any test can be taken even if form A has been taken successfully

Remember that the results obtained by category of answers
are more significant than the overall result
as they give details on what is learned and what is not.

SYMBOLS :

Here is a list of symbols encountered while using Shakespeare quizzes :

| SYMBOL | SIGNIFICATION |
|---|--|
|  | Pressing this button grants access to the previous test. |
|  | Pressing this button grants access to the following test. |
|  | Pressing this button grants access to the results. |
|  | Pressing this button allows for printing the needed page. |
|  | Pressing this button exits the current page and returns to the main menu. |
|  | This symbol specifies the minimum score needed to succeed. |
|  | This symbol indicates that the targeted rule or notion has been evaluated successfully as the score is above the given threshold . |
|  | This symbol indicates that the targeted rule or notion has been evaluated unsuccessfully as the score is below the given threshold . |
|  | Pressing this button allows to get more explanations about unlearned contents. |
|  | Pressing this button allows for switching from one user to another (for example, from schools to corporations). |

